



1. PERFORMANCE

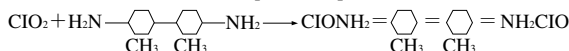
- 1) Measuring range : 1-20 ppm
- Number of pump strokes : 1 (100ml)
- 2) Sampling time : 2 minutes/1 pump stroke
- 3) Detectable limit : 0.3 ppm
- 4) Shelf life : 2 years
- 5) Operating temperature : 0 ~ 40 °C
- 6) Temperature compensation : Necessary (See "TEMPERATURE CORRECTION TABLE")
- 7) Reading : Concentration chart method
- 8) Colour change : White → Reddish orange

2. RELATIVE STANDARD DEVIATION

RSD-low : 10 % RSD-mid. : 5 % RSD-high : 5 %

3. CHEMICAL REACTION

o-Toluidine is oxidized and Orthoquinone is produced.



4. CALIBRATION OF THE TUBE

COLOURIMETRY METHOD

5. INTERFERENCE AND CROSS SENSITIVITY

Substance		Interference	ppm	Coexistence
Nitrogen dioxide	FIG.1	Similar stain is produced.	1	Higher readings are given.
Chlorine	FIG.2	∕	1	∕
Bromine	FIG.3	∕	1	∕

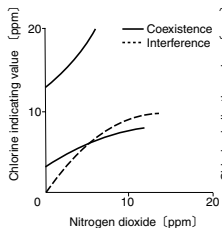


FIG.1 Influence of Nitrogen dioxide

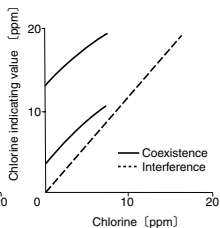


FIG.2 Influence of Chlorine

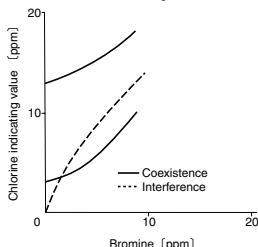


FIG.3 Influence of Bromine

TEMPERATURE CORRECTION TABLE

Chart Readings (ppm)	Correct Concentration (ppm)			
	0 °C (32 °F)	10 °C (50 °F)	20 °C (68 °F)	30 °C (86 °F)
20	—	30	20	15
15	—	22	15	11
10	—	26	15	10
5	13	8	5	4
3	6	5	3	2.8
1	1	1	1	1

