



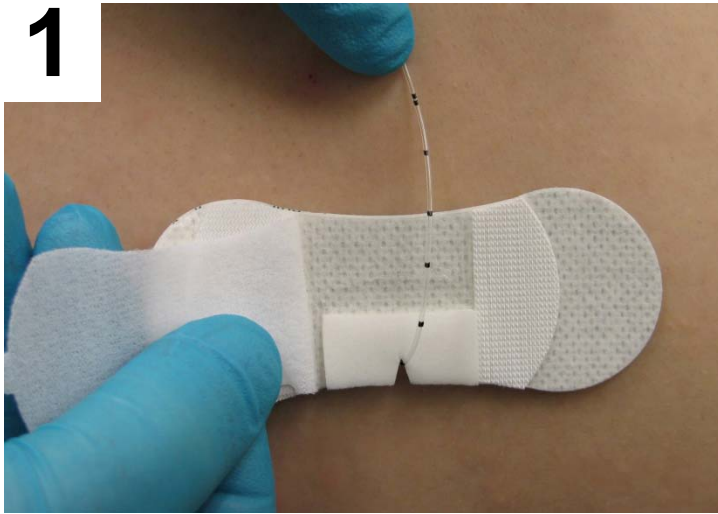
Catheter Securement

Application of Grip-Lok EPI for Epidural Catheter Securement

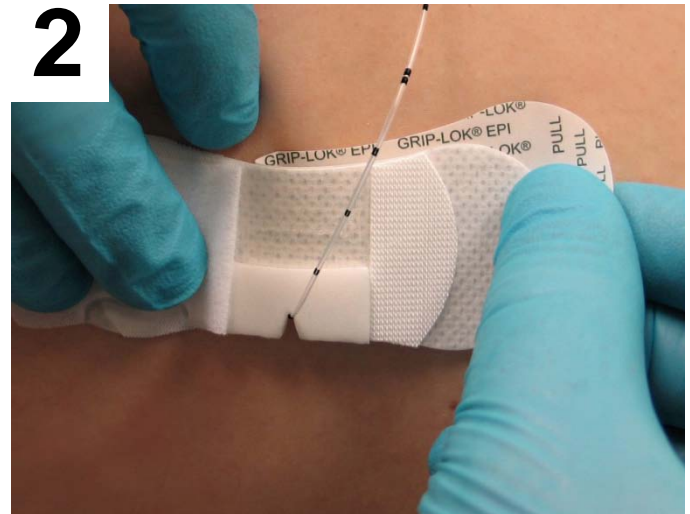
Grip-Lok 3300MEPI is a catheter stabilization device that is strong enough to lock epidural catheters securely in place, yet versatile enough for almost every patient. The Grip-Lok 3300MEPI provides a foam insert that prevents kinking of the catheter as it is being secured.

- Soft and flexible fabric design improves patient comfort.
- Provides superior securement for both horizontal and vertical lifting accidental line pulls.
- Simple to apply and easy to inspect and adjust.
- Hypoallergenic, breathable and latex-free to reduce the risk of allergic reactions and skin irritations.

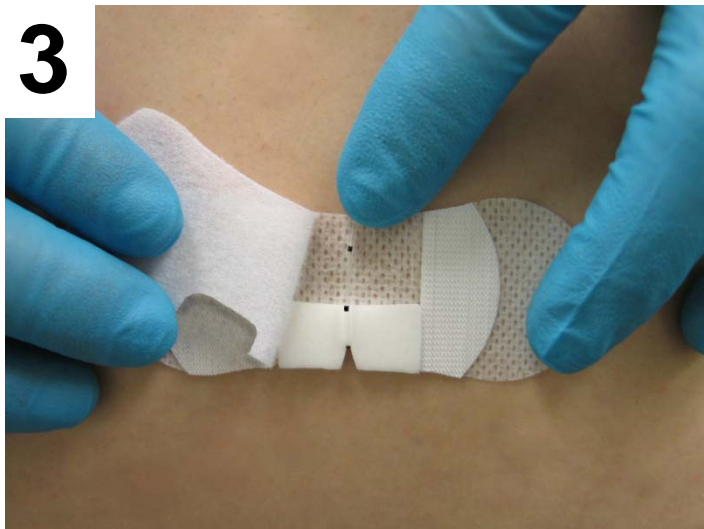
Prepare the skin according to the standard hospital protocol for dressing application. Skin prep or hair removal may be required on some patients for better adhesion.



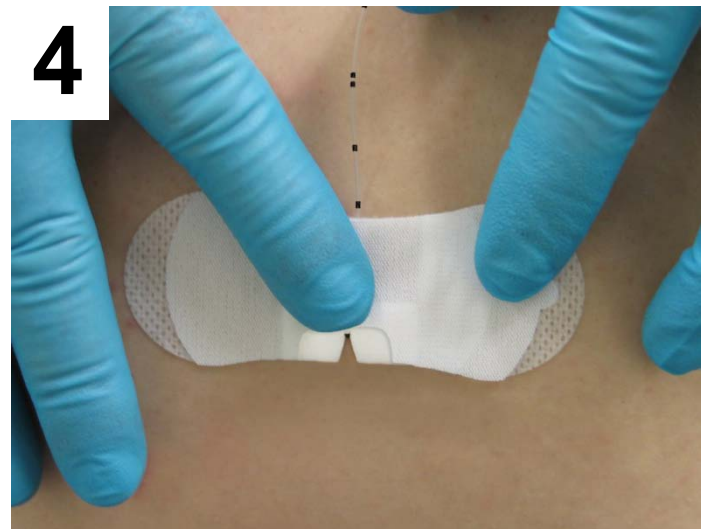
Open the top flap and peel off inner liner. Slide the Grip-Lok under catheter and fit in notch.



Pull and remove one side of the bottom release liner while holding Grip-Lok in position. Then pull and remove the other side of the bottom release liner.



Gently press catheter onto the Grip-Lok's upper adhesive.



Secure the top flap over the catheter and apply gentle pressure to the center fabric area over the catheter adhesive.

Note: to provide visual assurance of catheter position, you can make note of exposed catheter length markings at the point of exit from under the top flap or by marking on the top side of the 3300MEPI securement device.